

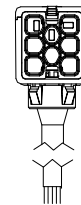
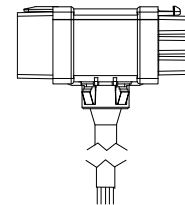
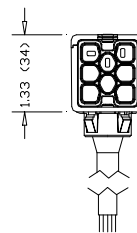
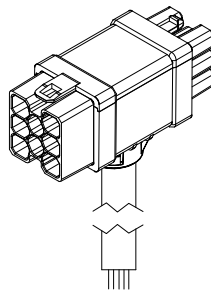
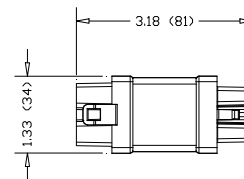

Fixture Drop

Provides connection to suspended luminaires

Compact device with integrated cord for quick connection to fixtures. Optional support bracket available.

Specifications

- Connectors are integrally moulded for superior strength and reliability.
- Mating connectors are self-latching and shrouded for added safety and protection.
- Uniquely-keyed, colour-coded mating connectors ensure safe, simple and error-free connectivity.
- Robust terminals deliver excellent electrical performance.
- Manufactured with Eco-Friendly Halogen-free RoHS-compliant materials.
- UL 183 and CSA 22.2 No 203.1 certified Manufactured Wiring System
- Approved for luminaire disconnect per NEC 410.73(g) and CEC Part 1 30-308(4)
- Acceptable for use in environmental air handling spaces per NEC 300-22(c) and CEC Part 1 12-010(3)
- Constructed with 16AWG SJ-type cord drop for connection to suspended fixture (16AWG max. load 8 Amps)
- Optional Fixture Drop support bracket available (Catalogue No. "FDSB")



Ordering Information

Catalogue No.	1H – VC – LNGO – F cc /// C	
VC System	22 = 125/250V 20A, 42 = 277V 20A, 62 = 347V 20A	
LNGO Application	1110 = Single Circuit, 2110 = Dual/Split Circuit	
	1112 = Single Cct w/ DALI (L, N, G, D+, D-),	
cc Cord colour	bk = Black, wh = White	
/// Length in dm	eg. 020 = 2.0m	

